

Name: _____

READ THE PASSAGE Find out how horses and camels are alike and different.

Which Ride Is for You?

You're going camping in a far-off desert campground. You can't get there by car. There are no roads, only trails. You can ride a horse or you can ride a camel! Which one will you choose? Here are some facts to help you decide.

Camels are a lot taller than most horses. A camel must kneel down for you to get on. But you can see a lot from way up there! Camels don't wear iron shoes like horses do. Their feet make little noise. You can easily hear the birds singing and the guide pointing out interesting sights. Horses' feet clippity-clop noisily as they walk.

Horses are faster than camels. They are more sure-footed on rough, rocky trails, too. But camels are more sensible. They don't get frightened as easily as horses. If a horse gets its feet tangled in a rope, it may panic and hurt itself. A camel is more likely to stop and figure out what to do.

Both horses and camels can travel long distances and go over 20 miles a day. But camels can go many days without food and water. Horses need food and water every day.

Which animal would you choose?

SKILL PRACTICE Read the question. Fill in the bubble next to the correct answer.

- | | |
|--------------------------------------|------------------------------------|
| 1. Horses and camels both _____. | 3. Horses are _____ than camels. |
| Ⓐ need water every day | Ⓐ faster |
| Ⓑ wear shoes | Ⓑ bigger |
| Ⓒ carry people | Ⓒ quieter |
| Ⓓ have humps | Ⓓ stronger |
| 2. Horses and camels both _____. | 4. Camels _____ than horses. |
| Ⓐ kneel down for the rider | Ⓐ are more sure-footed |
| Ⓑ can go long distances | Ⓑ need more water |
| Ⓒ get frightened easily | Ⓒ make more noise |
| Ⓓ make a lot of noise when they walk | Ⓓ are less likely to be frightened |

Writing prompt—(in your journal, on notebook paper, or on the back of this paper):
Which animal would you choose to ride on to the far off desert campground, a horse or a camel?

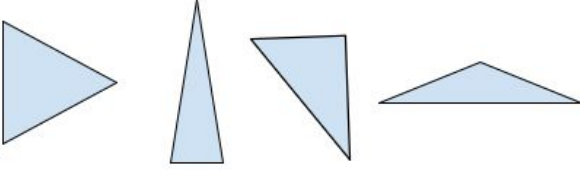
Monday, April 13th Math Lesson

- Do Zearn Lesson (until finished with Tower of Power) or do the following lesson:
- Watch BrainPop Jr video titled "Plane Shapes"

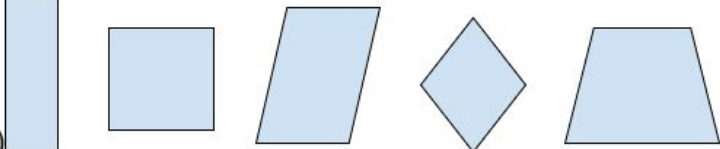
<https://jr.brainpop.com/search/?keyword=Plane+Shapes>

- Login: leecountyprimarieschool
- password: candy

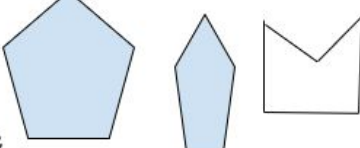
• A **triangle** is any 3 sided shape



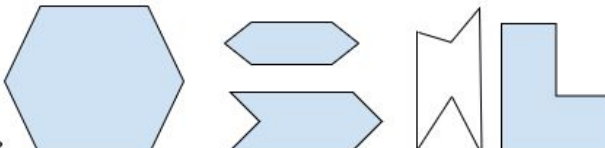
• A **quadrilateral** is any 4 sided shape (that includes squares, rectangles, parallelograms, trapezoids, a rhombus, etc)



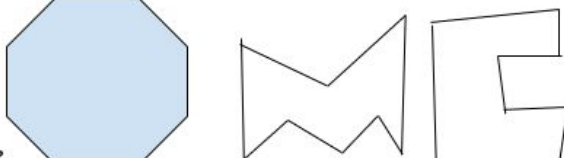
• A **pentagon** is any 5 sided shape



• A **hexagon** is any 6 sided shape



• An **octagon** is any 8 sided shape



- Go to <https://apps.mathlearningcenter.org/geoboard/> to practice making 2 of each type of shape.

Name: _____

READ THE PASSAGE Think about which kind of skiing seems more fun.

Ready to Ski

Snow skiers glide down bright white hills. Then they ride ski lifts back to the top. Most skiers ski on two skis. They wear boots and gloves. They wear jackets and hats to stay warm in the frosty weather. Snow skiers hold a pole in each hand. The poles help them balance and turn.

Water-skiers slide over the water. They hold onto towropes. They are pulled behind motorboats and make turns on the water. Some use two skis. Others use just one. Some water-skiers are called "barefooters." They use no skis at all!

Water-skiers wear bathing suits. When the water is cold, they wear wet suits to stay warm. They wear life jackets for safety, too.

Some water-skiers and snow skiers like to do fancy tricks. They ski over jumps and do flips in the air. Wow! They are fun to watch.

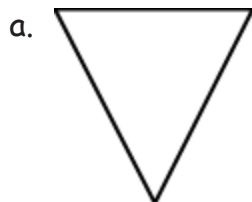
SKILL PRACTICE Read the question. Fill in the bubble next to the correct answer.

- All of the skiers in the passage _____.
 - slide and glide for fun
 - flip in the air
 - hold towropes
 - wear life jackets
- Snow skiers are different from water-skiers because of _____.
 - the reason they ski
 - the places they ski
 - how well they ski
 - how much they ski
- Water-skiers and most snow skiers _____.
 - ride ski lifts
 - wear hats
 - make turns
 - wear wet suits
- Both kinds of skiers _____.
 - carry two poles
 - can go barefoot
 - ski behind boats
 - can do fancy tricks

Writing prompt-(in your journal, on notebook paper, or on the back of this paper):
Which would you rather do, snow ski or water ski? Write 3 reasons why.

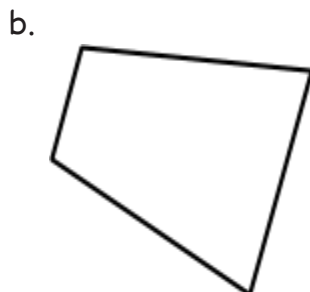
Tuesday, April 14th Math Lesson

Identify the number of sides and angles for each shape. Circle each angle as you count, if needed. The first one has been done for you.



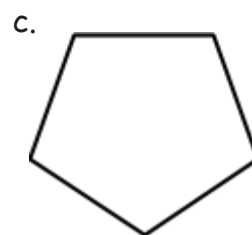
3 sides

3 angles



_____ sides

_____ angles



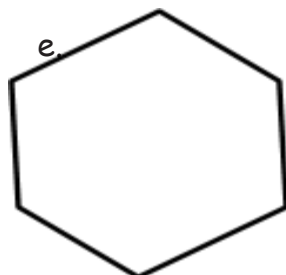
_____ sides

_____ angles



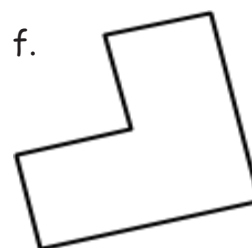
_____ sides

_____ angles



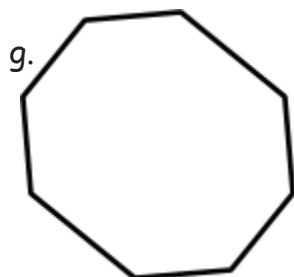
_____ sides

_____ angles



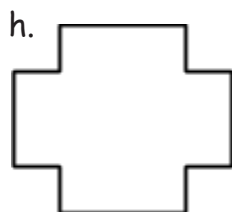
_____ sides

_____ angles



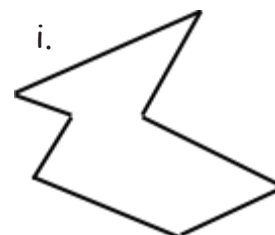
_____ sides

_____ angles



_____ sides

_____ angles



_____ sides

_____ angles

READ THE PASSAGE Picture what the tent trailer must be like.

A Tent with Wheels

My family went on a road trip last summer. We pulled a tent trailer behind our car. We stopped at a different camp every night. When we reached a camp, we first hopped out of the car. Then we unfolded the trailer. It opened quickly and easily. It is like a tiny home!

In the middle of the trailer is a sink. Beside it is a little stove. We sat outside on lawn chairs to eat the soup or eggs Mom made.

Bedtimes were cozy. We put out the campfire. Then we washed up in the sink and went to bed. My sister and I shared a bed on one side of the trailer. Our parents slept in the bed on the other side. We were snug while the wind whistled through the trees outside.

As we pulled out of the camp the next morning, the trailer looked like a big, flat box. It was hard to believe that it was a tiny home at night.

SKILL PRACTICE Read the question. Fill in the bubble next to the correct answer.

- Where did Mom probably cook the meals?
 - on a barbecue
 - over a campfire
 - at home before the trip
 - on the stove in the trailer
- Who probably unfolded the trailer?
 - the writer's parents
 - the writer and her family
 - the workers at the camp
 - the writer's father and sister
- How do you think the writer feels at bedtime in the trailer?
 - cold
 - homesick
 - safe
 - scared
- Before they left each camp, the family likely _____.
 - folded up the trailer
 - walked to another camp
 - wished they were home
 - packed the boxes

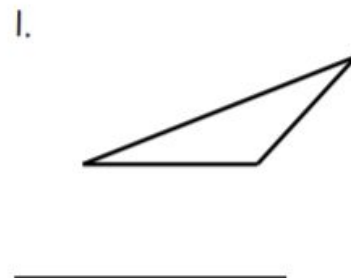
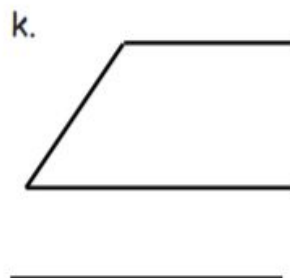
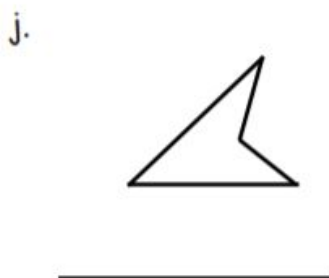
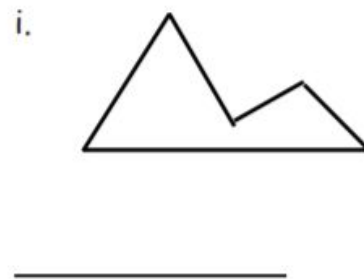
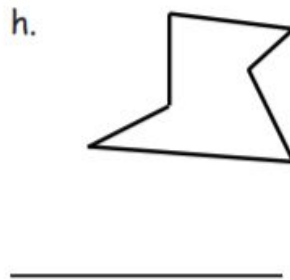
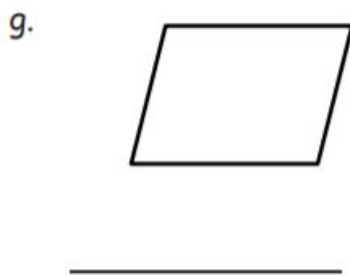
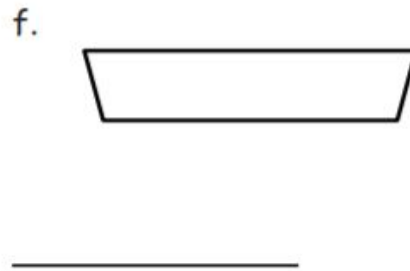
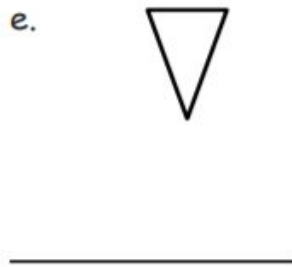
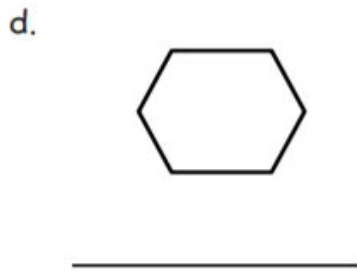
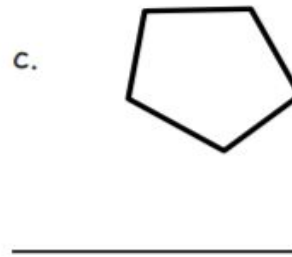
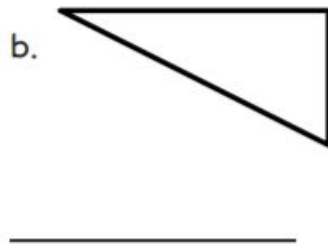
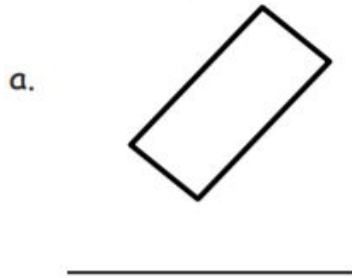
Writing prompt—(in your journal, on notebook paper, or on the back of this paper):
Write a story about going camping with your family.

Wednesday, April 15th Math Lesson

- Watch "Polygons" on BrainPopJr.
<https://jr.brainpop.com/math/geometry/polygons/>
 - Login: leecountyprimaryschool - Password: candy
- Review shapes from Day 1

Count the number of sides and angles for each shape to identify each polygon.
The polygon names in the word bank may be used more than once.

Hexagon	Quadrilateral	Triangle	Pentagon
---------	---------------	----------	----------



READ THE PASSAGE Look for clues that tell you how the people feel about the rooster.

Time to Wake Up

Some children set alarm clocks each night. Their clocks buzz or play music in the morning. I wake up to a loud cock-a-doodle-doo! My rooster, Rick, crows when he sees the sun peek over the hill.

Rick is very handsome and proud. Rick protects the hens on our farm. He stands in the tree as a lookout. If Rick sees a fox moving toward the hens, he crows at the top of his lungs. Dad runs to make sure the hens are safe. "Thanks for your help, Rick," he says.

Sometimes Rick crows in the middle of the night. Then I think it's time to get up. Once, I was all dressed for school when I realized that it was not morning yet! I smiled and put my pajamas back on. Then I snuggled back into bed.

SKILL PRACTICE Read the question. Fill in the bubble next to the correct answer.

1. Why do you think some children set alarm clocks?
Ⓐ They do not want to be late.
Ⓑ They want to see the foxes.
Ⓒ They want to feed their roosters.
Ⓓ They do not want to miss sunrise.
2. What do most people probably do when their alarm clocks go off?
Ⓐ get into bed
Ⓑ get out of bed
Ⓒ check on their hens
Ⓓ put on their pajamas
3. The author probably does not need an alarm clock because _____.
Ⓐ the hens wake him up
Ⓑ the sun wakes him up
Ⓒ his father wakes him up
Ⓓ his rooster wakes him up
4. When Rick wakes the author too early one day, the author most likely _____.
Ⓐ is angry
Ⓑ yells at Rick
Ⓒ thinks it's funny
Ⓓ feels bothered

Writing prompt—(in your journal, on notebook paper, or on the back of this paper):
Write a story describing your day. Start from when and how you wake up.

Thursday, April 16th Math Lesson

- Use <https://apps.mathlearningcenter.org/geoboard/> to make shapes two different ways and then draw one of the ways you made the shape:
- **Remember:** a polygon is any shape that is closed (no openings) and has straight sides.

a. Draw a polygon with 3 angles.

Number of sides: _____

Name of polygon: _____

b. Draw a five-sided polygon.

Number of angles: _____

Name of polygon: _____

c. Draw a polygon with 4 angles.

Number of sides: _____

Name of polygon: _____

d. Draw a six-sided polygon.

Number of angles: _____

Name of polygon: _____

Friday's Reading Plan

Reading

Read the Day 1 of Scholastic: Animal Studies: Spiders

<https://classroommagazines.scholastic.com/support/learnathome/grades-1-2.html>

Writing

Some spiders are named for how they look—like the wolf spider or the pumpkin spider.

- Pretend you discovered a new kind of spider.
- Draw it. (Be sure to give it eight legs, a head, and a body.)
- Describe it in words.
- Name it!

READ THE PASSAGE Pay attention to how the characters act.**Firefighters on Duty**

The bell rang at the station. The firefighters leaped up. They pulled on their boots and helmets. They leaped into the big red truck. Cars on the street moved out of the way as the truck with a screaming siren rushed by. The firefighters were going to a big building that was on fire.

“Are there people inside?” one firefighter asked the captain on their way to the fire.

“I don’t know,” the captain said. “We’ll have to check.” When the firefighters got to the building, the captain ran once around the building. Another firefighter began to unroll the heavy hoses. When the captain came back, he called for more help.

“This is a big fire,” the captain said. “Send more trucks.”

Two firefighters ran into the building. Smoke and flames were everywhere. Thankfully, no one was inside. The firefighters ran out of the building.

Soon, more trucks showed up. The trucks were full of water. All of the firefighters sprayed the building with water from the trucks. It took a long time, but they put out the fire. Then the firefighters went back to the station.

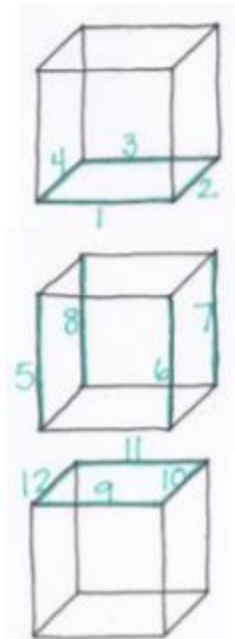
SKILL PRACTICE Read the question. Fill in the bubble next to the correct answer.

- | | |
|--|--|
| <p>1. The firefighters in the passage _____.</p> <p>Ⓐ get ready slowly</p> <p>Ⓑ care about people</p> <p>Ⓒ drive the truck badly</p> <p>Ⓓ only want to fight fires</p> | <p>3. Most of the passage takes place _____.</p> <p>Ⓐ at the fire station</p> <p>Ⓑ in the firetruck</p> <p>Ⓒ at a big building</p> <p>Ⓓ beside a water truck</p> |
| <p>2. When the bell rings, the firefighters are _____.</p> <p>Ⓐ at the station</p> <p>Ⓑ fighting a fire</p> <p>Ⓒ driving their truck</p> <p>Ⓓ in someone’s home</p> | <p>4. The firefighters in the passage _____.</p> <p>Ⓐ want to eat their lunch</p> <p>Ⓑ are afraid of the fire</p> <p>Ⓒ work hard to put out the fire</p> <p>Ⓓ do not listen to the captain</p> |

Writing prompt-(in your journal, on notebook paper, or on the back of this paper):
Think about what job you want as a grown up. Pretend you are already doing that job. Write a story describing your day.

Monday, April 20th Lesson Plans

- Watch https://www.youtube.com/watch?v=C2mlyfywH_g about how to draw a cube.
- A cube is a 3D shape made up of 6 square faces
 - The flat part of a 3D shape is called a face
 - The sides are called edges. There are 12 edges on a cube.
 - There are 8 corners on a cube
- Practice drawing cubes below.
- List 3 cubes you can find in your home.



READ THE PASSAGE Notice how the characters act toward Kevin.

Broken Arm

Kevin was playing soccer at the park. His team was doing great, and Kevin was kicking the ball toward the goal. Suddenly, he tripped over the ball and fell sideways onto the field. Ouch! Kevin landed on his arm. It hurt badly.

Coach ran over to Kevin on the field. "Hang in there, Kevin. I know it hurts. We'll get you to a doctor." Kevin's parents ran onto the field. The players on both teams clapped as Kevin's father helped him walk to the car.

The hospital was big, clean, and shiny. The people there were nice. They took a picture of Kevin's arm. Then the doctor told Kevin that there was a crack in one of the bones. He put a big white cast on Kevin's arm. He gave him a marker, too. Kevin's parents were the first ones to write on his cast. His friends would write on it later.

SKILL PRACTICE Read the question. Fill in the bubble next to the correct answer.

- Where is Kevin when he gets hurt?
 - at a park
 - on his street
 - at his school
 - in a backyard
- Which word describes the coach?
 - mean
 - understanding
 - loud
 - angry
- What does the doctor do that is kind?
 - He tells Kevin his arm is broken.
 - He writes on Kevin's cast.
 - He takes a picture of Kevin's arm.
 - He gives Kevin a marker so people can write on his cast.
- Which word describes the hospital?
 - dirty
 - scary
 - clean
 - gloomy

Writing prompt-(in your journal, on notebook paper, or on the back of this paper):
What is your favorite sport to play? List 3 reasons why you like to play it.

Tuesday, April 21st Math Lesson

Word Bank				
Triangle	quadrilateral	hexagon	pentagon	cube

First, Pick a word from the word bank above that fits in the sentence.
Then, draw the shape.

1. A _____ has 6 faces.

2. A _____ has 3 angles.

3. A _____ has 6 sides.

4. A _____ has 5 angles.

5. A _____ has 4 sides.

READ THE PASSAGE Notice what in the passage is fantasy.

Upside-Down World

Darcy and Eva were lying with their heads upside down over the edge of the bed. They were looking through the big window near the bed. The window went all the way down to the floor. When the girls looked through the window upside down, everything looked different. A tree grew “down” toward the sky. The sky looked like a huge blue pool.

“I wish I could climb down to those branches,” Darcy said.

“Me, too,” Eva said. Suddenly, she floated through the window. She held on to the trunk of the tree. “Wow!” said Eva. “Let’s go!” She slid down to the top of the tree.

“Whee!” said Darcy as she swung from a branch. Her feet hung over the sky. “Watch this!” she said. She sailed through the air and landed on top of a streetlight. Darcy swung her legs as she sat on the top of the light. “Let’s fly down to those white, puffy clouds!” The girls put their arms out like wings. Poof! They landed on a soft cloud.

“Yum! This cloud tastes like whipped cream,” Eva said.

SKILL PRACTICE Read the question. Fill in the bubble next to the correct answer.

1. Where does the passage begin?

- Ⓐ in a tree
- Ⓑ on a bed
- Ⓒ in a pool
- Ⓓ on a cloud

2. Which one could really happen?

- Ⓐ sliding down to the top of a tree
- Ⓑ landing on a cloud
- Ⓒ floating through the window
- Ⓓ swinging from a branch

3. Which one is make-believe?

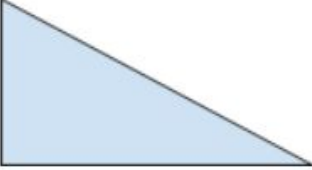



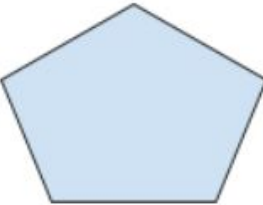

- Ⓐ a window that goes to the floor
- Ⓑ playing a fun game
- Ⓒ tasting a cloud
- Ⓓ looking through a window

4. The passage stops being real when _____.

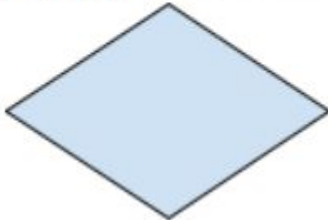
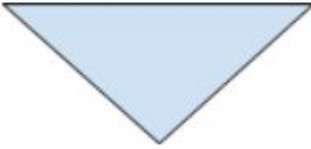


- Ⓐ Eva floats through the window
- Ⓑ Eva slides down to the treetop
- Ⓒ Darcy sits on a streetlight
- Ⓓ Darcy hangs her feet over the sky

Writing prompt—(in your journal, on notebook paper, or on the back of this paper):
If you could design your own world, what would it look like?

Wednesday, April 22nd Math Lesson

___ sides ___ angles 	___ sides ___ angles 
___ sides ___ angles 	___ sides ___ angles 
___ sides ___ angles 	___ sides ___ angles 

Answer Choices: Hexagon Quadrilateral Triangle Pentagon

Polygon: _____ 	Polygon: _____ 
Polygon: _____ 	Polygon: _____ 

READ THE PASSAGE Notice where the story becomes fantasy.**Part of the Show**

"I love this part of the movie," Gabe said. "I always want to be in it."

"Me, too!" said his brother Sam. "We would be cowboys." The boys were in their living room. The next moment, they were inside the TV! Gabe was riding a horse and had a long rope in one hand.

"Wow! You look good in a cowboy hat, Sam. Watch me lasso that cow!" Gabe swung his rope in a circle in the air. Then he threw the loop over a cow's head. "How did I do that?" Gabe asked.

"You are in a cowboy movie!" Sam said. "That cow was running away from the herd. I'll bet it would have gotten lost if you hadn't caught it with your rope."

The boys rode after the herd for a while. They felt like real cowboys. Then they saw some riders in black hats on the top of a nearby hill.

"Oh, no. It's the bad guys," Gabe said. "Let's go home." And the boys jumped back into their living room.


SKILL PRACTICE Read the question. Fill in the bubble next to the correct answer.

- The passage is about two boys who _____.
 - ride horses in a rodeo
 - become part of a movie
 - learn to take care of cows
 - wear cowboy hats
- Which one is make-believe?
 - roping a cow
 - riding a horse
 - going inside a TV
 - acting in a Western movie
- Which one could be real?
 - a rope appearing in your hand
 - jumping through the TV
 - a horse appearing under you
 - wanting to be a cowboy
- The story stops being real when the boys _____.
 - leave their living room
 - have fun riding horses
 - jump back into their home
 - see bad guys on the hill

Writing prompt—(in your journal, on notebook paper, or on the back of this paper):
If you could be inside any tv show, what would it be? What character would you be and why? What would you do as that character?

Thursday, April 23rd Math Lesson

Draw a polygon with 3 angles. Name: _____	Draw a five-sided polygon. Name: _____
Draw a four-angled polygon: Name: _____	Draw a six-sided polygon. Name: _____
Draw 2 examples of a triangle that are different from each other.	

Circle the shape that could be the face of a cube. What is the specific name of the shape you circled? _____	
	
How many corners does a cube have?	How many edges does a cube have?
Draw 3 cubes. Circle the one that is your best.	

Friday's Reading Plan

Reading

Day 2 of Scholastic: Earth Science: Weather

<https://classroommagazines.scholastic.com/support/learnathome/grades-1-2.html>

Writing

You might have heard the saying, "It's raining cats and dogs." If you could make it rain any two things you wanted, what would you choose?

- Write about your special rainstorm.
- What would be falling from the clouds and why?
- Draw a picture of it.

Friday, April 24th Math Lesson

Shape Name	Draw It	Describe It
Triangle		_____ sides _____ angles
Quadrilateral		_____ sides _____ angles
Pentagon		_____ sides _____ angles
Hexagon		_____ sides _____ angles
Cube		_____ faces _____ corners